

The Barbless Hook

June 2022

Edited by Mark Spruiell



tri-valleyflyfishers.org

June Meeting – Wednesday June 1st, 7pm

Cal Trout Updates with Mike Wier

Mike Weir from Cal Trout will join us to talk about their current projects and updates regarding water conditions.

AND – before the meeting, Gary Turri will be giving casting tune-up instructions and tips starting at 5:30pm in the grassy area just off the parking lot.



Free Casting Tune-ups with Gary!

How about some free fly casting instruction before the monthly meeting starts? We have an area next to the clubhouse that we can use for casting practice. Now you can practice your casting for a while and then walk to the clubhouse for the meeting. What could be easier?

The casting will start around 5:30pm and end just before the meeting starts. If you bring your own rod, please use a yarn fly for practice, **no hooks** please for safety reasons. Loaner rods and yarn flies will also be available. The best leader for practice is about 7-8' and tapered to 3X or heavier.

So the “Casting Doctor” will be in from June to October! Bring your casting ailment and let him have a look at it. Maybe you just need a little tweak.

Contents

President's Corner	2
Raffle Information	2
Boy Scout Camp	3
Outings and Activities	4
Member Reports	5
Profile Picture	11
Member Spotlight	12
Education Update	13
Twelve Keys	15
Guide Saves Baby	16
Items for Sale	17

President's Corner

Marty Loomis

This is great stuff. Gary Turri will be hosting monthly get togethers for fly casting skills tune ups and as he has said in the past, we can all use a good tune up. Gary is a Certified Master Casting Instructor with Fly Fishing International and a long-time member of our club. Many of us have taken classes from Gary and I encourage members to take advantage of this great opportunity. Last month I misspoke saying a certain level of skill was required. Gary's skill building will be for all levels, beginning to advanced. Get togethers will start before the general meeting at 5:30 PM and last until 6:45 PM. Everything will be provided, just show up and learn great stuff.

Our annual picnic will be happening again in place of our August club meeting. As in the past, it will be a potluck with the club providing the main dish and refreshments. More information will be coming out and signups will be on-line on our club website.

Summer is finally here. Last month, our meeting had a safe wading theme to remind everyone that fishing can be treacherous. Fast water can catch you completely off guard with underwater obstacles. Two things that I came away with were fish with a buddy and use a wading staff. So, get out there and fish hard but fish safe.

Raffle Information

Steve Johnson – Raffle Coordinator

There will not be an online raffle for the June meeting. Attendance will be required to purchase tickets for the prizes that will be offered at the meeting. Hope to see all of you there.

Our next big ticket item raffle will be drawn at the June meeting. With the surge in popularity of Euro Nymphing, the club will be offering an ECHO Shadow II 3wt, 10' 0", 4 piece fly rod. This is an excellent, fast action rod that will perform well for both the beginner and serious angler.

2022 TVFF Board of Directors

Officers

President	Martin Loomis
Vice President	Alan Wyosnick
Secretary	Al Mansky
Treasurer	Chris McCann
Past President	Roger Perry

Directors

Auction	Open Position
Conservation	Gary Prince
Education	Rob Farris
Outings	Mitchie McCammon
Fly Tying	Jim Broadbent
Member at Large	Martin Plotkin
Membership	Greg Blandino
Newsletter	Mark Spruiell
Publicity	Open Position
Raffle	Open Position
Refreshments	Gary Prince
Speakers	Dave Fontaine
Trout in Classroom	Daniel Kitts
Video Library	Steve Johnson
Webmaster	Mark Spruiell



For those that are serious, an optional competition kit can be purchased for the rod (not included in this raffle). The competition kit comes with a fighting butt, 5 10gr counter-weights, and two 6" extensions.

For more information on the rod, please visit [ECHO Shadow II](#).

The rod is valued at \$290 and comes with the ECHO lifetime warranty.

Tickets for the rod are \$10 and will be available online in our [club store](#) as well as in person at the meeting. You will not have to be present to win.

Coaches Needed for the Fly Fishing Merit Badge!

Daniel Kitts

Over the last 9 years, 1,000+ scouts and adult leaders have taken the Fly Fishing Merit Badge at Wente BSA Scout Reservation, located in Willits, CA. The program has been instructed by fly fisher men and women who volunteer a few days of their time during the 7-week summer camp. This is not just a TVFF endeavor and there have been coaches from throughout CA who participate. This year we have a shortage of instructors and I'm reaching out to people who would be interested in helping. If you can volunteer some of your time to help teach the merit badge that would be great. If you aren't able to volunteer your time, you can help by passing this request on to friends, relatives, neighbors or any other people you think might be interested in volunteering a couple of days to instruct the Fly Fishing merit badge at Wente this summer. Thank you for any help you can give. For more details, please contact me at dckitts@aol.com or (510) 816-2846.



Outings and Activities

Mitchie McCammon – Outings Coordinator

North Fork of the Stanislaus - There is one opening left on June 4. This is an up and back one-day trip. It should be fun as I was just up there a week ago. The fish were hitting the nymphs and also dries. Size 18 Elk Hair Caddis and Parachute Adams worked well. Nymphs that worked were Hare's Ear and Copper Johns.

Annual Truckee River Camping Trip – There are still openings for this annual event from June 9-12. It is always a lot of fun. Rob Farris is the Fishmeister and will be splitting us up on each day to give us all a chance to fish the different areas of the Little Truckee.

Hope Valley – This trip is currently filled, but if you are interested, sign up for the waiting list. If an opening becomes available, I will contact you. The trip is on June 25. It can be a very long one-day trip or you can camp on the free Bureau of Land Management land or stay in one of the small towns nearby.

Stay tuned for Delta trips in the fall, North Fork of the Yuba, possible float trips down the Lower Sac and more. If you want to get a trip together, let me know and I will help you become a Fishmeister.

North Fork Stanislaus – June 4

This is a weekend one day up and back [trip](#) to the North Fork of the Stanislaus with a few TVFF members. The fish are active almost all day on dries with #16-20 parachute adams being a favorite. You can catch 6"-15" brownies and rainbows.

The North Fork of the Stanislaus can be fun water to fish that offers a nice day trip being only 2:30 hours away from Pleasanton/Livermore. Our day will encompass a full day of fishing with a streamside break for lunch; you will need to bring your own food and beverages. Dinner at the end of the day can be had in Arnold or Murphys before the drive home.

Fly Tying Get Together – June 8

This is a get together where members can drop in and participate in discussions, learn skills, share your "tips and tricks", or tie flies. Any facet of fly fishing is welcome: home-made tools for fly tying, rigging techniques, advice, hints, shortcuts, how to trick your fishing buddy into paying for dinner, whatever.

This month we'll be tying Clousers in the delta and trout sizes. The Clouser pattern has caught more species of fish than any other pattern. See the [event description](#) for more information.




Truckee Watershed – June 9-12

This is our annual three-night, four-day camping trip headquartered at Logger Campground, Stampede Reservoir with three days of fishing the Big Truckee, Little Truckee, and Milton Lake for rainbow and brown trout. It coincides with the peak of multiple aquatic hatches in the area and will include river wading opportunities and an optional day of fishing at Milton Lake. Fishing techniques to be used include traditional indicator nymphing, Euro nymphing, streamers, and dry fly techniques.

West Fork Carson – June 25

This is a weekend one day up and back [trip](#) to the West Fork of the Carson with the possibility of staying overnight at the free BLM campground or staying at a resort not far from the river. The fish are active almost all day on dries with #16-20 parachute adams being a favorite. You can catch 6"-10" brownies and rainbows.

The West Fork of the Carson can be fun water to fish that offers a nice day trip off highway 88 near Carson pass being about 3 hours away from Pleasanton/Livermore. Our day will encompass a full day of fishing with a streamside break for lunch; you will need to bring your own food and beverages. Dinner at the end of the day can be had at a resort like Sorenson's.



Member Reports

Mitchie McCammon – Little Jones Creek, in search of Heritage Trout, again...

This trip was many years in the making. It was not a trip for the faint of heart, or for those who are intimidated by setbacks and challenges. I'm talking about the quest for another fish in the California Heritage Trout Challenge. This one was the coastal cutthroat, which would leave me three fish short of catching all 10, and Rob only two fish short as well.

After fishing for two days on the lower Sac, Rob Farris and I left Red Bluff and drove to Grants Pass, Oregon, headed west toward the coast, then dropped back down into California in the middle of the forest. It was 300 miles one way. The plan was to get to the creek, catch our fish quickly and return to Red Bluff later that evening. Uh huh... The plan was perfect except for one thing: forest service roads can be a bit confusing and don't always cooperate.

The excitement was high as we reached the turnoff to the creek. There was even a road sign indicating where the creek was, or so we thought. And we could see it tumbling over a 40' tall, but unassailable waterfall into the Smith River. With our paper directions in hand, and our phone GPS showing we were in the correct place, we followed the signs for the first forest service road. According to our directions, the creek was just off the second road. One problem, that road was leading up the mountain instead of down to the water, and there were many obstacles such as downed trees, mini rockslides, and snow on the side of the road. The weather was misty and cool and lent an air of mystery to the quest.



As we continued to drive, we came across a “No Trespassing” sign on one side of the road and tall fence on the other side. Our GPS was telling us to turn down the road with the “No Trespassing” sign, but our guts said, “No way!” So off we went past the sign and fence, ignoring the GPS. That didn’t last for long as we decided we were going the wrong way around cliff rockslides. It was then we turned around and headed back to the main highway to see if we could find cell service and maybe find someone to ask how to get to the creek.

We found a little bar where Rob went in and asked. He found three “country” women drinking at 11am with mischievous looks on their faces who knew nothing about the creek or the roads we were on. But they sure were interested in his dropping in for a drink and some conversation. I was in the car outside trying to get more than one bar of cell service to search for the creek on the internet. Since neither of these options helped us, we went back to the turnoff for the creek and started over the hard way.

This time we turned down the “No Trespassing” road hoping we weren’t going to be met with an angry, dangerous person like those that are known to inhabit such remote areas. Luckily there was no one, but we did encounter a locked gate and needed to do a 21 point turn on the narrow dirt forest service road. Back to the fork in the road. By this time, we were close to calling it quits, but decided to give it one more try. At the fork, we turned and went up the road hoping it would eventually drop down into a valley and to the creek.



Eventually we tried a road that wasn’t on our directions. Amazingly that road intersected with the road we were looking for. Now that our excitement was up again, we eagerly headed toward the creek. After two hours, fourteen miles, and much backtracking, we finally found the creek next to the road. Looking to our right, we saw another locked gate which was the other side of the “No Trespassing” road, which had prevented our passing through a rather strange mountain community (no comment!).

The creek was tiny and nestled in the rainforest. After donning our waders and boots, we scrambled down to the water. Within a couple of minutes and a couple of casts, we caught our little fish! Although we wanted to fish more than the half hour we did, we still had to get back to Red Bluff and out of the mountain roads before dark. If someone asked me if it was worth it, my reply would be, "Absolutely!" And for those who are curious, we caught our fish on light colored, elk hair caddis, size 18. Onto the next Heritage trout and another adventure. Fish on!



Mitchie McCammon – Attack of The Great White Pelicans

When one fishes, one never knows what to expect. The annual Hat Creek trip this year was no exception. There were six of us total over the second weekend in May; Rob Farris, Todd Hyrn, Alan Wyosnik, Gary Prince, Dave Meister, and me. Mark Spruiell joined us the last night as he had been fishing in the area for a few days.



The day we arrived it was cold and very windy. Our guess was 30 mph gusts with temperatures in the 40s. As the wind continued to blow, we decided to skip the fishing and just plan for the next day. The next morning brought warmer temperatures and much less wind.

We arrived at the river along with a full parking lot of other anglers. The day started with Euro nymphing the riffles using size 16 and 18 Perdigos, Hare's Ears, Amber Prince Nymphs and various other flies. Shortly after 9am the cloud cover came in, and the hatches were on. Blue wing olives, Mother's Day caddis, yellow sallies, salmon flies, golden stones and midges were on the menu. Alan was especially successful with his mad Euro skills, and Rob was the dry fly king catching a few nice fish close to the banks on emergers.



Midday, some of us headed to the "Toilet Bowl," the deep pool where the water exits the powerhouse. This pool holds some very large fish. It's a fun place to throw in a line and hopefully hook one. As it was my birthday, I can now say that I have fished the "Toilet Bowl" on my birthday. Unfortunately, I managed to have an early release on one of those big fish so no present for me this year!

The following day we went to Baum Lake. Before our trip, we talked about the crazy pelicans that devoured the stocked fish as the fish were being released into the lake. While we expected to see the pelicans, we were a bit surprised by three things: 1. the pelicans this year are HUGE (obviously they are well fed!), 2. pelicans can fly and swim very fast when they realize there is a fish on the line, and 3. they are evil, beady-eyed predators.

We were all feeling excited about the fish we were going to catch at this excellent fishery. Shortly after we got there, Todd had a fish on. Sure enough, a pelican noticed and swam over trying to snatch the fish on the line. Rob was yelling at the big bird and waving his arms frantically, and thankfully Todd managed to land the fish before the pelican got a meal. Next, I hooked a big 20" rainbow and was fighting to land it with a too-short net while three or four pelicans zeroed in. Once again, here came Rob, rowing as fast as he could while yelling at the pelicans and slapping water on them from his oars. At the same time he was yelling at the birds, he was yelling at me to land that fish quickly. Luckily, I netted my fish after a good fight. Gary was next with another nice 20" fish. And of course, the pelicans quickly left me and headed his way. I yelled at him, "Here come the pelicans! Net that fish quick!" He too had net problems with a net that was too small for the monster fish he had on. Just as he was close to netting the fish, it made a getaway with an early release. This was the comedy all day as we caught fish, yelled at the pelicans, and laughed at each other's escapades. Ok, Todd and I agreed that Rob was doing most of the yelling this day, as any good Fishmeister would.



Each night of camping we were treated to delicious grilling by Dave Meister, as he had brought his Webber and a fantastic kitchen set up. Our last night was a big party with BBQ chicken, corn on the cob, fruit salad and an array of adult beverages such as bourbon and whiskey (which we may or may not have polished off.) Alan provided us with champagne, and Rob and the boys set up fairy lights on the pop up over the picnic table. Did I mention it was my birthday? Well, it ranked up there as the best birthday ever! Camping, fishing, champagne, and fairy lights. What more could you ask for? TVFF does know how to throw a party!



Our last day of the trip was a mixed bag. Todd, Alan and Mark trekked home while Dave headed to Manzanita Lake, which had just opened according to Mark. Rob, Gary, and I went to Burney Falls. We headed to the pool under the falls with size 16 elk hair caddis. The biggest thing you have to contend with is the wind, the wet mist, and the heavy white capped waves from the falls. If you can get the fly out into the pool, you have a chance to catch a fish. Rob caught a fish shortly after we got there on his second cast, while I only got a nibble

and a look. Gary caught one on a stonefly. After fishing the pool for a while, Rob and I walked downstream into the creek riffles, but with no luck. Beautiful scenery but nobody home it appeared. After lunch, the three of us headed above the falls to explore that area. Again, no luck. It wasn't the most exciting part of the trip, but it was fun to explore new territory, see a few yellow sallies, and wet our lines.



Wind, vicious pelicans, the “Toilet Bowl,” champagne, BBQ, and fairy lights. Yes, you never know what to expect when fishing.

Profile Picture

Members now have the option of adding a picture to their profile on our website. Adding a picture of yourself will make it easier for other members to put a face to a name, and everyone is encouraged to add one. After logging into the website, click on your name in the upper-right corner:



Click the Edit Profile button, scroll down to the Photo field, then upload an image. The site will resize the photo to a small thumbnail. If you're happy with how it looks, click the Save button at the top or bottom of the page.

Member Spotlight

The member spotlight has been a feature of the newsletter in years past and we're starting it up again. This is an opportunity to get to know a fellow club member a little better. Hopefully you'll be able to greet him or her at a meeting soon. – Editor

Denis Haire

How long have you been a club member?

Four

Do you currently or have you ever held an office in the club?

No

What occupies your time other than fishing?

Travel, gardening and cooking

Classify yourself as a fly fisher:

- Beats the heck out of working
- I can't wait to wet a line
- I dream about fish & flies
- I need some serious help for my addiction

What is the fly rod set up you use for the majority of your fly fishing?

Euro nymphing

What is your favorite species to fish for and why?

Trout for the different species

What body of water do you fish most often?

Streams and occasionally a lake



Do you consider yourself a dry fly or a nymph fisher?

More nymph but want to learn dries

Do you prefer fishing stillwater or streams?

Streams

If you could only fish with one fly, what would it be?

Flashback pheasant tail

Do you have a fishing license for any states other than California?

No

Education Update – Fundamentals Class

Rob Farris – Education Director

Boots, waders, poles & bobbers, leaders, tippet, nippers, forceps, bugs, and safety. Really? Isn't that a bit much just to throw something out there for a stupid fish? "Pay attention young grasshoppers; you will see..."

And so off we went with our four new 2022 Fundamentals of Fly fishing students to the NF of the Stanislaus, above and below Sourgrass. Our four intrepid new anglers included: Hunter Guidess, Bob Natsch, John Saylor, and James Sprecher. Two opted for the full uphill experience a mile above the parking lot and lesson #1: they quickly learned that you have to earn your way in with this sport. The other two joined me down at the day use area below the bridge for a nice hike in.

And so it was on to the practical lessons of pre-fishing observation and awareness, fishing with an indicator setup, finding the current seams, mending line, and adjusting depths, weights, and flies. But, of course with me along, there had to be a dry fly extravaganza, or at least a lesson in it. Soon to be joined by our uphill compadres we had everyone pitching dries to the few rising fish. And voila; fish on! With four fish brought to the net (1 Brownie and three rainbows) of questionable size but all certainly huge (☺), the successful day came to an end. You just can't beat a beautiful day with fish to the net, learning something new, a great group of fellow anglers, and a nice post-fishing dinner at the Snowshoe Brewery in Arnold on the way home. For what is fishing if not with a brewski after?

Congratulations to all our "new" graduates and let's hope to see them out on many future Club Outings.



The team gearing up at Sourgrass




Giving an assist to James's fish



Bob's nice Brownie



Hunter pondering over a clinch knot



John Saylor taking the camouflage lesson seriously

12 Keys to Becoming a Great Fly Angler

Todd Tanner – Hatch Magazine

I had an interesting phone conversation with angling legend Tom Rosenbauer earlier this year. Tom, who has been the face of Orvis fly fishing for as far back as I can remember, called and wanted to talk trout fishing. Specifically, he asked me what folks need to do to become truly great fly fishers for trout.

I thought it over, and then thought about it some more, and finally shared the following list with Tom.

1. Intent. That's the first step. I won't say that it's impossible to become an exceptional angler without making a conscious choice to do so, but my personal experience is that it's really, really hard to become a great fisherman without first deciding it's a goal worth achieving.
2. Passion is next. Passion is like oxygen for trout fishermen. With it, the sky is the limit. Without it, it's almost unthinkable that someone would put in the time and effort necessary to arrive at the pinnacle of our sport. Passion not only pushes us to improve but fuels our success on the water.
3. Awareness is vital. While I've written about awareness a fair amount in the past, I'm always happy to bring it up again. The best anglers I know invariably pay attention to everything around them. They soak it all in; the currents, the insects, the position of the sun, the birds, the weather, and a thousand other visual and auditory cues that help them choose the right technique and the right fly for that particular moment. Without awareness, an angler is essentially flying blind. It's the single most important skill we can cultivate.
4. Casting is also essential. Or to be more accurate, good casting is essential. Knowing how to cast, and how to cast well, is a prerequisite for putting the fly in front of the fish and then achieving the desired presentation. Someone can be both an effective angler and a poor caster, but there's not a fly fisher alive who can reach his or her ultimate ceiling without putting in enough time on the practice field.
5. Understand trout. And not in a cursory way, but in a serious, "I know where this fish lives, and how it moves, and what it eats, and how it interacts with its environment, and how it avoids predators, and what it needs to live and thrive" way that allows us to overcome our quarry's innate defenses and convince it to sample a fly that it really shouldn't.
6. Understand bugs. After all, bugs are the ultimate fish food. No one should be surprised that trout know what the local bugs look like, and how they move, and when they're likely to be available. Which, of course, doesn't mean that a great angler needs an advanced degree in entomology. It does mean, however, that he or she needs to be extremely well-versed in the basics. And if you don't believe me, think about how you'd react if you went to your favorite restaurant and ordered a T-Bone, only to have the server drop off a hunk of mystery meat that slowly crawled across your plate. When we truly understand insects, we know how, where and when to present flies that will appeal to the trout.
7. Generalists. That's right, the very best fly fishers become generalists before they become specialists. Show me an outstanding fly fisher and I'll show you someone who can fish dry flies during a hatch, and nymphs when there's nothing going on up top, along with streamers and wet flies whenever the

conditions warrant. The best anglers have a solid foundation in every aspect of fly fishing, and are equally adept with a wide variety of techniques and styles.

8. Tie flies. A great angler understands the importance of tying his or her own flies. Fly tying is the best way to develop a solid understanding of fly patterns and fly choice, and it also helps ensure that we always have the right fly on hand.
9. Time on the water. There are shortcuts — magazine articles, and fly fishing schools, and books, and YouTube videos, and online forums, not to mention paying for a guide — but ultimately there are no substitutes for spending time on the water. The very best fly fishers spend an inordinate amount of time fishing. That's just the way it works, and there's no way for anyone to reach their full potential without investing the requisite time and energy.
10. Ask questions. Curiosity may have killed the cat, but it ultimately helps us become better anglers. Every time a neophyte has a chance to fish with a talented fly fisher, he or she should ask as many relevant questions as possible. (Without, I should add, crossing the line and becoming a pest.) Surprisingly, that same approach also works for people who are fishing alone. What questions should we ask ourselves? Well, I was taught to ask "what am I seeing here?" and "what is it teaching me?" When we think about what we're observing and how it's relevant to our time on the water, we automatically improve our angling.
11. Listen. The best fly fishers not only hang out with other stellar anglers, but they typically have a long history of listening more than they talk. That's not always an easy skill to master, but it's an important one to cultivate.
12. Concentration. Of all the traits I've mentioned so far, this may be the one where genetics plays the biggest role. Some people seem to come from the womb with the ability to focus hard-wired into their very essence. Other people struggle when it comes to focus and concentration. All I can say is that the most advanced anglers employ a singular — even predatory — focus when they're on the water. As best as I can tell, that's something you're either born with or you aren't ...

So that's about it. Before I wrap up, though, I should mention that Tom and I also discussed some things that I intentionally left off my list. Gear was one. While we all love good fly fishing gear, there's not a fly rod or reel or pair of waders on the planet that will take an average angler and turn him or her into a stellar fly fisher.

The same is true of all the various techniques that we employ. They're important, but they're not what separates the best from the rest.

Guides Save Drowning Baby

Jonathan Wright – [Fly Fisherman Magazine](#)

TVFF club member Dave Meister provided this article about an incident from 2017. – Editor

A fishing guide in northern California and his client for the day rescued a drowning baby in the Sacramento River. When the men pulled the baby girl from the water, she wasn't breathing, but she was successfully resuscitated. The child's mother was helped out of the river as well by another guide working nearby.

On Friday, October 20, 2017, guide Chris King and his client David Meister were fishing, and came across a small body floating in the water. Apparently, the baby's mother had attempted to wade across the large river with the child. As reported in the Redding Record Searchlight, "The mother, 37-year-old Kathryn Marie Thompson of Redding, later told police she knew it was dangerous to cross the river but she was listening to voices in her head, according to the Redding Police Department. The woman now faces a charge of attempted murder."

King recounts the experience, which happened to be on Meister's birthday. "We didn't know what it was at first. Then I said, it's a person. I thought it was a wader that got swept into the river. When I saw the child things got real scary. She was lifeless when I brought her in the boat. I handed her to Dave and told him to put her on her knee and pat her on the back. She started to spit and sputter and finally cry. We stripped her down and wrapped her in out dry jackets and I rowed like hell to meet the ambulances. My guide buddy Darrin Deel took the woman in his boat."

The child is expected to make a full recovery.

King and Deel are guides in the area and are trained in both medical and rescue techniques as a matter of professional certification. Executing CPR processes for infants has some subtle, but important, differences from that of adults owing to small lungs and soft bone structures. King and Meister's quick thinking in putting the child in an inverted position to help clear any water from her lungs before attempting CPR was a crucial decision in the outcome.

All anglers -- whether professional guides or not -- should be versed in First Aid and CPR, as every outdoor sporting pursuit carries some degree of risk that need to be responsibly prepared for. Fly fishing in particular presents the unique dangers associated with wading in fast water, hazards from falls on uneven surfaces, exposure to the elements, and encounters with potentially unfriendly animals.

Knowing how to deal with an emergency can not only save your own life, but someone else's as well. The American Red Cross offers training at a minimal cost to the public, and the knowledge they provide is something that should be considered part of your toolkit when venturing onto the water.

Items for Sale

If you need contact information for a member, use the club's online [roster](#).

Mitchie McCammon

Redington Stratus II fishing rain jacket. Size XL. This jacket has pockets large enough for your fly boxes and any other gear you want to put in them. There is a waterproof pocket on the front as well and a D-ring for a net. Only worn a handful of times. The color is actually a light blue, not gray. \$50. Contact me for more information.



Gear Sale – James Kirchner


I Hardy'ly use this rod so thought someone else might enjoy it.


Only fished it a handful of times on the Trinity and American. Great little rod, very light in hand. Fished it with an OPST commando and never really found myself looking for more distance.

Casts medium leech patterns and weighted small stuff great.

Rod is in great condition minus one splinter at the top of the handle section that occurred from a faulty rod sock having a hole in when putting the rod away for the day. Happened my first day with the rod and had fished/held up fine ever since. Tried to get a good photo showing that there is no crack through the actual rod.

I really don't know what to ask for this rod but figured 350 seemed in the right range. Rod tube and sock included.





Simms wader/gear bag. Fits waders and boots in bottom compartment to separate from dry clothes and gear. Tons of storage up too for jackets, warm clothes, socks, etc. more compartments up top for access to fly boxes, reels, etc. bungee style rod tube holders on both sides. Water repellent material. These are discontinued. In great shape minus missing one stop button on handle. Doesn't affect use. Asking \$200 obo

