

# The Barbless Hook

February 2022

Edited by Mark Spruiell



[tri-valleyflyfishers.org](http://tri-valleyflyfishers.org)

## February Meeting

### Hogan Brown – Lower Yuba River

Hogan Brown grew up on the Lower Yuba River with Deer Creek running through the back of his parents' property in Penn Valley, CA. He started guiding the Lower Yuba River in 1997 at 18 years old while working at Nevada City Anglers and has continued to guide the river for the last 25 years. As the longest tenured guide working the river his observations, perspectives, and take on the river are based on 25 years of walking the banks, rowing a boat, and chasing the river's wild rainbows and steelhead. The Lower Yuba is one of the most dynamic and changing rivers in Northern California and understanding how the fish and river have behaved over a quarter of a century gives anglers a unique perspective on how to better fish the river. Hogan will cover the history of the river as it shapes a modern understanding of the river, how and why the river changes as a predictor of fish behavior, and ways to understand the Yuba and its fish to hopefully improve anglers' time on the water.



### Meeting Note

Join us via Zoom on Thursday, February 3<sup>rd</sup>.  
An invitation will be sent to you via email.  
Please contact Dave Fontaine if you haven't received the invitation by Wednesday, February 2<sup>nd</sup>.

### Contents

<b>President's Message</b>	2
<b>Raffle Information</b>	3
<b>Sage Rod Raffle</b>	4
<b>Outings and Activities</b>	4
<b>Member Reports</b>	7
<b>Education Update</b>	12
<b>Working Upstream</b>	13
<b>Items for Sale</b>	16

## President's Message

### Albert Mansky

Hi folks,

2021 is finally behind us and the new year is looking pretty good so far. We're slowly making progress going forward, but this virus is still dogging our heals. I hope this message finds you and your family safe and in good health. Like the old saying goes, "an ounce of prevention is worth a pound of cure".

The February 3<sup>rd</sup> monthly club meeting, whether it will be an in-house or a Zoom meeting, we will start the new year with the transfer of the baton to your new Officers and Directors for 2022. Marty Loomis will assume the position as your President, and I will step down and take on the new responsibility as your Secretary. A formal presentation of your new Tri-Valley Fly Fishers Club, Officers and Directors will be made at that time. I hope you all can attend this meeting and support them going forward into 2022. As always, we need your help and support to keep our club strong. So, if you have any ideas or suggestions on what you would like to see changed or implemented in the new year, just talk to any of your board representatives. We welcome your input and encourage it.

Dave Fontaine has done a great job in selecting guest speakers for our monthly club meetings. If you have any suggestions on a topic to be presented or a specific guest speaker, let Dave know. Like I said before, we want to hear from you. We're hoping going forward into 2022 that we can again start having in-house meetings at the Livermore Rod and Gun Club's club house. We'll address this issue on a month-to-month basis. Steve Johnson has also done a great job with our monthly club raffles. So, if you have some fishing gear that you don't use or need anymore, let Steve know and he'll be glad to take it off your hands. I'm pretty sure that some other club members could have a use or need for it.

This will be my last message to you, since I'll be stepping down as your President. In the meantime, stay safe and healthy. I'm looking forward to seeing you on the water in this coming year.

*Al*

## 2022 TVFF Board of Directors

### Officers

<b>President</b>	Martin Loomis
<b>Vice President</b>	Alan Wyosnick
<b>Secretary</b>	Al Mansky
<b>Treasurer</b>	Chris McCann
<b>Past President</b>	Roger Perry

### Directors

<b>Auction</b>	<b>Open Position</b>
<b>Conservation</b>	Gary Prince
<b>Education</b>	Rob Farris
<b>Outings</b>	Mitchie McCammon
<b>Fly Tying</b>	Jim Broadbent
<b>Member at Large</b>	Ron Dueltgen
<b>Member at Large</b>	Tom Vargas
<b>Membership</b>	Greg Blandino
<b>Newsletter</b>	Mark Spruiell
<b>Publicity</b>	<b>Open Position</b>
<b>Raffle</b>	<b>Open Position</b>
<b>Refreshments</b>	Gary Prince
<b>Speakers</b>	Dave Fontaine
<b>Trout in Classroom</b>	Daniel Kitts
<b>Video Library</b>	Steve Johnson
<b>Webmaster</b>	Mark Spruiell

## New Members!


TVFF welcomes new members **Stephen Holtzclaw, Christopher Patrick and Bruce Patrick**. Glad to have you!

## Raffle Information

For the club's next meeting on Thursday, February 3<sup>rd</sup>, winning participants in the raffle will have their choice of any of the items except the Pyramid Lake Fly kit. The fly kit will be awarded last. As always you must be present, or in this case still online, to win. Tickets must be purchased online through the [club store](#) by end of day on Wednesday, February 2<sup>nd</sup>. An email will be sent to you prior to the meeting with your ticket numbers. Cost of tickets are \$5 for 6 tickets, and \$20 for 25 tickets. The raffle items are listed below.



Golden Trout of the High Sierra pamphlet & Loon Ergo Micro Tip All Purpose Scissors



A Guide to California's Freshwater Fishes & MFC Horseshoe Double Zinger



Audubon Society Pacific Coast Nature Guide & Orvis Hook/Hackle Guide



Instinctive Fly Fishing – A Guide's Guide to Better Trout Fishing & Good condition double sided fly box



Plano Case used in good condition 14" x 10.5" x 2"



The American Sportsman, Spring 1969 volume 2 no 2 & Maxcatch 4X, 5X, 6X, 9 ft. tippet 1 each



Pyramid Lake Fly Kit. Kit includes 15 flies specifically designed for Pyramid Lake. Donated by [PyramidLakeFlyFishing.com](http://PyramidLakeFlyFishing.com)

## Sage Rod Raffle

This is a special raffle offering for a Sage Pulse 890-4 rod. The rod is an 8 weight, 9'0", 4 piece with case; the perfect size for steelhead or bonefish. This rod normally lists for \$475.

The Pulse features a lichen blank with olive thread wraps and black trim wraps. Hard chromed snake guides and tip-top combine with the Fuji ceramic stripper guide to complete the blank.

Features:

- Graphite IIIe Technology
- Fast action
- Lichen blank color
- Olive thread wraps with black trim wraps
- Fuji ceramic stripper guides
- Hard chromed snake guides and tip-top
- Gloss black anodized aluminum up-locking reel seat
- Full-wells cork handle with fighting butt
- Black nylon rod tube with divided liner



Tickets are available in our [online store](#) and cost \$10 each. The drawing for the rod will be held at our March meeting and you do not need to be present to win.

## Outings and Activities

Hello Fellow Flyfishers! I am the new Outings Director for the Club and thought I would start out my tenure by telling you a little about me. I have been fishing for almost 40 years but not all of it fly fishing. My late husband and I would go fishing and camping a lot, even on our honeymoon! He grew up fly fishing, but I didn't start until the kids were grown and out of the house. That was almost 10 years ago. I have fly fished mainly in California, but have also fished in Oregon, Washington, Idaho, Ireland, and New Zealand.

This past year, 2021, I was fortunate to fish about 25 days. I learned a tremendous amount about the sport and the waters and have also found healing peace on the water, thanks to my friends in the Club. This year I am looking forward to many more days on the water and hope to see many of you on these trips.

Something new I am implementing is a brief description for each event that details skill level so you can decide if the outing is something you can handle or if you want to challenge yourself. This information is especially good for newbies and those who are fishing new waters.

Check out the website under the [Events](#) tab to sign up for upcoming outings. 2022 is already looking great and started with trips to the Feather River to fish for steelhead. Although many of the upcoming trips are already full with waiting lists, there are still plenty of days this year for you to be a Fish Meister and plan another outing. Just let me know, and I will make sure your trip info gets on the calendar.

Coming soon: Day trip to the North Fork of the Stanislaus in April, and Hope Valley in mid-summer.

Tight Lines!  
Mitchie McCammon

## **Beginning Fly Tying Class – Starts February 7**

Our [beginning fly tying](#) class consists of four sessions taking place each Monday in February from 7-9pm at the Livermore Rod & Gun Club. The class will be taught by three experienced club members to give you a solid foundation to tie your own flies. Classes will cover tools, tying materials, streamers, nymphs, dry flies, and most importantly the techniques to get the fur and feathers to stick to the hook. All tools and materials are provided, and homework will be assigned. Limited to six students.



## **Entomology Class – Starts February 9**

This [class](#) is designed for the beginner to intermediate levels of entomology with the objective of educating attendees to be more effective fly fishers. It will be comprised of three Wednesday night classroom sessions of 2.5 hours each, finalized with a full day (Saturday) session on Putah Creek for a practical discovery session including four hours of fishing. The registration fee covers the costs of sample vials, sample nets, and use of identification trays, tweezers, and magnifying glasses for on stream insect identification. You'll find all of the details, including the class schedule and the curriculum, in the event description.



## **Pleasanton Fly Fishing Show – February 25-27**

The [Fly Fishing Show](#) returns to the Alameda County Fairgrounds and never fails to provide interesting seminars and lots of exhibitors willing to take your money. The show schedule has not been published yet, but you can buy tickets for the show as well as for the International Fly Fishing Film Festival (iF4) on the 25<sup>th</sup>. Make sure to stop by the TVFF booth and say hello!

## Euro Nymphing Class – Starts March 2

These [sessions](#) are designed for beginner to intermediate fly fishers that wish to learn and improve their skills with Euro nymphing techniques. The course is a complete series that starts with a 3-hour classroom session on March 2<sup>nd</sup> and includes a Euro fly tying session and two on-stream to practice and refine euro skills with individual instruction by multiple instructors. The on-stream sessions may not be registered for separately as leader construction, setup, approach, and basic skills will only be covered in the classroom setting.



Devin Olsen will be speaking once again at the May club meeting (May 5<sup>th</sup>) on Advanced Euro Techniques as a follow-up to his recent basic presentation. Please note that you only need to register for this first session, which includes all other sessions including the practical on-stream events.

## Lower Yuba River – March 5-6, 2022

Our club events on the Yuba will be on the private property owned by the University of California. We have contracted for TVFF's exclusive use of the facility for the weekend, with a maximum of twenty anglers per day. There is approximately 2.5 miles of available river that is the tailwater section a mile or so below Englebright Dam. The river has easy and level access, so it's ideal for those less comfortable in heavy current wading situations, although that is also available for those Euro Nymphing.



The UC facility is on many acres in a pastoral valley leading down to the river. Most of the research here is for cattle, grazing land management, and erosion control so it is very quiet with no nearby roads, ranches, or houses. There is a covered picnic area for use that sits above the river with 8-10 picnic tables and a restroom that is also available on site. All in all, it's a very scenic and serene site.

BBQ lunch included! Visit our [event calendar](#) for all the details. Note that these events are fully subscribed but there is no cost to join the waitlist.

## Fly Fishing Fundamentals – Starts March 23

TVFF offers the popular [Fly Fishing Fundamentals class](#) taught by experienced club members for new and prospective members, and especially for those beginners just starting their fly fishing journey. The course objective is to educate and prepare new fly fishers with sufficient depth to enable each attendee to fully enjoy the sport and begin to effectively fly fish on their own in both streams and lakes.

This year the course consists of five sessions, including three classroom sessions on Wednesday evenings, a basic casting instruction on a Saturday morning with a fully certified FFI casting instructor, and an on-stream practical session with instruction.

## Hat Creek Salmonfly with Baum & Manzanita Lakes – May 12-15

This is a three-night, four-day [trip](#) to explore the 3.5 miles of fishable wild trout water at Hat Creek, with optional days on Baum and Manzanita Lakes. Arrive on the first day with late evening fishing, then three full days of fishing to follow. It is scheduled for the traditional large Salmonfly and Golden Stonefly hatches that occur during this period, as well as several other hatches. We will be fishing five different areas on Hat Creek from knee-deep riffles at the Powerhouse and mid-stream to the gin clear, quiet flats, and the downstream area of thigh-deep water.



## Basic Indicator Nymphing Class – Starts May 25

This [course](#) is designed for beginner to intermediate fly fishers that wish to learn and improve their skills with indicator nymphing techniques. The course includes two classroom sessions and an on-stream session with TVFF instructors to assist attendees with applying the classroom skills. The on-stream session cannot be registered for separately as leader construction, setup, approach, and basic skills will only be covered in the classroom setting.

## Truckee Watershed – June 9-12

This is our annual three-night, four-day camping trip headquartered at Logger Campground, Stampede Reservoir with three days of fishing the Big Truckee, Little Truckee, and Milton Lake for rainbow and brown trout. It coincides with the peak of multiple aquatic hatches in the area and will include river wading opportunities and an optional day of fishing at Milton Lake. Fishing techniques to be used include traditional indicator nymphing, Euro nymphing, streamers, and dry fly techniques.



## Member Reports

### Feather River Steelhead – Dave Fontaine

On January 4<sup>th</sup>, several members of the club followed Alan Wyosnick up to the Feather River for the Steelhead clinic. Our group included Alan, Rob Farris, Mitchie McCammon, Robert Neves, Marty Loomis and myself.



The evening prior, Alan gave the group a quick workshop on rigging, leaders, knots, flies and logistical details.

The 4<sup>th</sup> dawned rainy and cold in the Bay Area as we all headed up to the river. By the time we met at the hatchery the rain and drizzle had stopped but it was a bit windy, cold and overcast. Fortunately the weather kept the crowds away and initially the group had plenty of room to spread out. Alan and Rob worked amongst the group giving pointers. Fishing was slow and the group worked hard for bites. Eventually nearly all had a few takes. Robert Neves hooked and landed the first fish, a nice bright steelhead. A bit later Marty hooked and landed the only other netted fish of the day. Alan connected with several and I hooked a couple including a pretty large one that jumped to say goodbye as it snapped my leader.

As the weather cleared, the water got more crowded and the group called it quits about 3:30 to retire to the local watering hole for refreshments and dinner.





## Feather River Steelhead – Alan Wyosnick


A 60 degree sunny day along with ideal water conditions... where else can you find that scenario in January? We were fortunate to have just that kind of a day along with enough steelhead to keep everyone on their toes. The day started a little slow but eventually Todd Hyrn, Greg Blandino, James Knecht and I were able to entice 13 fish to take our flies with four ultimately into the net. As usual, they treated us to a variety of jumps, runs and antics to remind you how special these fish are. We ended the day with a happy hour at The Union swapping stories and talking about coming back again.



## Trinity River – Denis Haire

Our plan to fish two days on the Trinity was ambitious for a late season trip. And being a rookie on this river I had no idea what to expect. Fortunately, Ron Dueltgen who has experienced the river many times and our guide Jim Roberts brought the plan into focus. We arrived in Weaverville on a Monday afternoon, staying at the Red Hill Motel (often used by the club for past outings). As the chill started to set in after an early dinner, we retired for the evening. We did not know what part of the river we were going to but planned to meet Jim at 0800.


After a quick breakfast the next morning we met Jim at the designated site. We piled into his truck with drift boat in tow heading Northwest out of town with sunshine at our back making for a great view of the area. Summiting the pass, we descended into the valley where the fog was sitting thick and cold. As we pulled up to the boat ramp at Evans Bar, we cracked the truck door and felt the chill of the low 30's temperature.



After Jim prepared the boat and finished the riggings for drifting nymphs, we stepped into the river and into the boat to launch into the morning.

After a quick refresher on front and back position casting and center balance on the boat, it was on to our first drift. After the first couple of hours of casting and mending and many fly changes, it was time for a lunch break. We continued in the afternoon with sunshine breaking through to help warm our spirits and anticipation of a hit.

After many snags, over a dozen different fly combinations and continued casting and mending to water that felt empty and lifeless, we arrived at our pullout point in Junction City. The river has a funny way of making you earn its rewards, so tomorrow is another day. We knew if we persisted, we could find what we were after. Time to adjust, just as the river does. Time to reflect and recharge after a long day....



We awoke to a sunny clear morning with a brisk air temperature of 24°F. After a quick breakfast we put in at the Bucktail launch with a new approach on the day. Additional flies, new water, and a better understanding of what it requires for these fish. Listen to the guide, mend as needed, watch the deep holes and pay attention for the subtle strikes. For the first hour we worked through ice forming on our rods making casting quite the challenge. After that transition it was game on. Jim drifted us to some of his favorite spots on this stretch with Ron taking the first strike! Using his 7-weight rod, this fish was a challenge to the net.



After landing a 24" steelhead, Ron was back in the water and hooked another large fish. This one was a large brown. And then another steelhead!



Talk about getting the confidence going! We determined that the fly for the day was a callibaetis nymph size 14. After switching over I was able to land three healthy fish. I was using a 6-weight rod so I played them a little lighter.



By lunch time we had six fish in the net. What a difference a day makes. Additionally, we realized we had not seen another boat on this stretch of the river. We did have the mergansers and occasional bald eagle with us making it an even greater day.

After lunch, we continued with the same flies with great success. At one point we got out of the boat to step into the river to fish a great run. I was a little hesitant at first but made my way to the head of the run and started some long drifts. Cast across, large mend upstream and feed out line. Take a step and repeat. I saw my indicator pause and I gave it a set and then I hear Jim say "That's a fish!". Working my way downstream, watching the fish jump and have multiple runs really got the heart rate up! The tug is truly the drug!



As we entered the shadows of the canyon in the late afternoon, we had landed nine straight fish. And we had hopes for a double-digit day. Dropping into the last hole under some trees we drifted through a couple of times before I had a good hit. As I set and started to strip my line, I lost him. A fitting end to an almost perfect day. As we pulled into the Steel Bridge ramp, there was the reality that the day had to end.

## Education – Upcoming Classes

### Rob Farris

If you are interested in either improving or picking up new fly fishing skills, we have many classes coming up in the next two months to prepare you for this year's exciting fishing outings. All are available for registration on the TVFF [website](#) and if you have any questions, please feel free to give me a call. I can help steer you to the right class to serve your needs, explain course agendas and any pre-requisites that may be required (also listed in the online event description). Also note that TVFF has five different skills development [Fly Casting classes](#) that are held periodically. Signups are available on the Education page under Fly Casting.

- February 7, 14, 21, 28: **Basic Fly Tying** instruction with tools & materials provided
- February 9<sup>th</sup>: 1<sup>st</sup> of four-part **Entomology** course (classroom session)
- February 23<sup>rd</sup>: 2<sup>nd</sup> part of four-part **Entomology** course (classroom session)
- March 2<sup>nd</sup>: 1<sup>st</sup> of three-part **Euro Nymphing** course (classroom session)
- March 9<sup>th</sup>: 3<sup>rd</sup> of four-part **Entomology** course (classroom session)
- March 12<sup>th</sup>: 4<sup>th</sup> of four-part **Entomology** course (Putah Creek practical session)
- March 14<sup>th</sup>: 2<sup>nd</sup> of three-part **Euro Nymphing** course (Euro fly tying)
- March 23<sup>rd</sup>: 1<sup>st</sup> of four-part **Fundamentals of Fly Fishing** course (classroom session)
- March 26<sup>th</sup>: 3<sup>rd</sup> of three-part **Euro Nymphing** course (on stream practical)

## The Advantages of Working Upstream

### Domenick Swentosky – Troutbitten

When the dead drift took over as a popular approach to fly fishing, the path of navigation through trout streams began to change. While early fly rod tactics focused on swinging wet flies, modern fly fishing styles present dry flies, nymphs and often streamers from downstream to upstream, with drifts that attempt a simulation of what real trout foods do in the water.

For the majority of our tactics, fishing upstream is the best way to present the flies. And sometimes it's the only way to get the preferred drift.

So too, working upstream allows for stealth. The angler becomes the hunter. With a close, targeted approach to smaller zones, we get great drifts in rhythm, one at a time.

### Spook Few | Catch More

I grew up casting spinning rigs on small streams no wider than a two-lane highway. There were plentiful undercuts and fallen logs at every turn. As these freestone streams carved through the mountains, some side channels dried up. Others stole the main flow from their sisters and grew into the main channel after a season of floodwaters and recessions.

I credit my uncle for teaching me all that is now ingrained within me about trout fishing. We waded upstream through creeks and streams — not because it was easiest, but because it was the best approach. Now, regardless of a river's size, these principles remain the same.

“Don't wade above them. The trout will see you,” I was told. And early on, I understood that a trout faces upstream, or always into the current. By processing that fact, I was stunned by how close I could approach a trout. As long as I remained behind the fish and didn't push waves, they didn't spook — even when highlighted by the shining sun.

This is truly the guiding principle for trout fishing: A scared trout never eats.

So an angler's success always starts with this primary tenet: Don't spook 'em.

Because trout are facing upstream, it's pretty hard to argue against the logic of approaching from behind. Yes, trout have a wide blind spot, similar to you and me. And although they can't see nearly as far ahead as we do up here in the atmosphere, they're still more sensitive to what is ahead than what is behind.

Of course working downstream toward the trout can work. But it requires more distance from the fish. And then, the approach becomes less accurate, less targeted and less effective. Longer casts require more work and more false casting. And those inefficiencies rob us of good fishing.

### **Dead Drift?**

In large part, what the trout eats drifts with the current and not against it. Bugs and crustaceans hold one current seam, and they don't swim across the flow with much aptitude. What the trout eats is most often small and weak of ability to swim far or fast, relative to the size of the trout and the river. Even the strongest swimmers of the bug family generally bumble along with the current, waiting to find the next rock and hoping not to be eaten. (Okay, they don't hope.)

Likewise, baitfish do a lot less darting around than most anglers seem to imagine. They spend their day holding in an area and perhaps relocating a few feet with glides and drifts. Surely, when threatened, a baitfish swims hard and fast away from the threat. But even then, a baitfish uses the current to their advantage, escaping with the flow (head pointed with the current) rather than fighting against the current. Think about it.

Now, consider the dead drift. The term is thrown around too generally, these days. Because there's drifting — mostly going with the current. And then there's dead drifting — going along with the current perfectly, just as something dead would make progress downstream. Good dead drifts don't cross seams. Instead, they hold one lane. Watch an autumn leaf take a trip on the river's surface someday. Now that's a great dead drift.

A dead drift is at the mercy of the current. Its path is dictated by the river, and not by tension to your line, to your rod tip or indicator.

### **Old Guys and Idiots**

Yeah, it's a little harsh. And it's really unfair. But it was the reply from my friend, Jeff, as we stood on a sunny bridge and stared downstream at the backside of another angler. He was wading downstream, in low, clear water, fishing something on a swing that he was casting at a forty-five. As Jeff had passed him on route to meet me at the bridge, they'd exchanged hellos, and Jeff had asked the stranger what he was fishing.

"Just dead drifting my nymphs," was the reply.

"Jeff," I said, watching the futility of the angler as he spooked every trout within a hundred feet and dragged his flies unnaturally, "what kind of people do this?"

Without hesitation, and without breaking his gaze of curiosity and pity for the fisherman, Jeff replied, "Old guys and idiots, Dom."

Being now closer to old than young, I suppose, I might take umbrage to that statement. But it's hard to offend me, especially if there's a lot of truth involved.

Fishing, and fly fishing in particular, is a sport that most seem to learn by watching others. There's a rich tradition of swinging wet flies in fly fishing. And it works — sometimes and if done with considerable nuance beyond just swingin' flies. So I think plenty of fly anglers have watched someone swing wets, tied on whatever fly came out of the box and then started swinging it.

Of course, dries and nymphs need a dead drift more often than not, and even streamers catch more trout by imitating a natural presentation.

So let's not say old guys, but rather . . . misguided traditionalists. And let us not say idiots, but change that affront to . . . fishers who are unlearned or simple in their technical approach. (This is the twenty-first century, after all, and people are easily wounded by such challenges.)

The fact is, swinging flies downstream works within a limited range of flies and situations.

Dry flies downstream? Okay. Sometimes, with a parachute cast, it's a fair approach. Streamers on the swing? Sure. Now see if they'll eat it instead of just chasing it.

Remember, everything works sometimes.

But by and large, the bulk of good fly fishing for trout happens while working upstream — especially when the goal is a dead drift.

Yes, I fully expect to be crucified by some excellent anglers who walk with the currents. But read the preceding paragraph again if you're mad at me.

### **Hooking and Fighting**

Here's a final point, and another great argument for working upstream.

When we hook a trout on the upstream side rather than downstream, we set the hook back into the trout. On the contrary, if a fish eats downstream of our position, the best we can do is pull sideways (bankside) and hope the fly sets sideways into the trout. More often, even with our best efforts, the hook pulls away from the trout and upstream. A good hookset is simply more difficult while fishing downstream.

When the hook does find a firm grip, the downstream angler is at a remarkable disadvantage in the fight. The current is working for the trout instead of against it. And the angler feels the pressure not only of the fish, but also the current pushing on that fish.

There's no doubt the best place to fight a fish in the river is upstream. Good anglers who find a trout downstream of their position often run downstream to change angles on the fish.

So an upstream approach to fishing puts the angler in the best chance to land the fish from the beginning.

### **Do It**

Work upstream through the river. Make it your default approach.

Then there are times you might deviate. I fish downstream at night a good bit. When floating, most of my casts are downstream of the boat or beside it. And there are times when I wade downstream and fish long swings with a wet fly or streamer — because that’s what turns the fish on that day.

But those situations are the exception to the rule. Because great dead drifts happen by casting upstream. And because we fish cleaner and spook fewer trout by approaching from behind.

Fish hard, friends.

## Items for Sale

If you need contact information for a member, use the club’s online [roster](#).

### 2013 Toyota Highlander 4WD – Gary Prince

3.5 liter V6. Gray. Great Condition. 86,000 mi. One owner, my father in-law who no longer drives. Kept in garage. Interior like new. Two layers of floor mats. Lightly used, hauled golf clubs and sweaters. Middle level trim package. \$19,900



### Gear Sale – Mitchie McCammon

I have the following items for sale. Most are new or gently used. It’s time to clear out the closets so I can pay for more fishing trips and new gear that fits me!



Orvis men's Ultralight convertible waders, size XL. Used only once or twice and have been checked for leaks. \$200



Adamsbuilt Yuba River guard socks, size XL. Brand new, never used. \$25



The Fly Shop small chest pack. Approximate size: 9" w x 12" h x 3" d. Brand new, never used. \$20



Orvis 59" folding wading staff with holder. \$25



Korkers Metalhead FB-3210, size 14. Comes with all three different soles: felt, kling-on studded, and kling-on. \$100



## Gear Sale – James Kirchner

Simms wader/gear bag. Fits waders and boots in bottom compartment to separate from dry clothes and gear. Tons of storage up top for jackets, warm clothes, socks, etc. more compartments up top for access to fly boxes, reels, etc. bungee style rod tube holders on both sides. Water repellent material. These are discontinued. In great shape minus missing one stop button on handle. Doesn't affect use. Asking \$200 obo

