

The Barbless Hook

July 2021

Edited by Mark Spruiell



tri-valleyflyfishers.org

July Meeting

Please join us at 7pm on July 1st as Laurie Banks and Ken W. Davis discuss the [Western Native Trout Challenge](#) (WNTC). The WNTC involves chasing and catching 21 native trout across 12 western states, with multiple levels to the challenge. Laurie Banks is a past president of California Fly Fishers Unlimited based in Sacramento. She is the first woman to complete the challenge, and together with her partner Ken, they are the first couple to complete the challenge. They have developed a talk to share their experience and help other anglers with their Western Native Trout Challenge.



LAURIE BANKS
Teacher (retired)
Accomplished
angler



KEN W. DAVIS
Aquatic Biologist
Wildlife
Photojournalist

The presentation will cover:

- Information on the challenge
- Tips to complete all levels
- Using the WNTC website
- Locating and identifying fish
- Planning your trips Equipment and flies
- Safety and teamwork

Check your email this week for an invitation to the Zoom meeting.



In this Issue

President's Message	2
Raffle Information	3
BSA Coaches Needed	4
Outings and Activities	6
Opinion by Jim B.	6
Member Reports	8
Education Update	11
Seven New Tips	12
U.S. Women's Team	16
Items for Sale	16

President's Message

Albert Mansky

Hi Folks:

I hope this message finds you all in good health and spirit. It looks like we have finally turned the corner on this pandemic. With all the restrictions being lifted for wearing masks and social gatherings, your favorite eating places are now open indoors. We are finally getting back to what was once our normal activity. Still, be careful and don't let your guard down. I'm still wearing a mask in public places, which some are still requiring.

I wish I had a fish story to tell you, but I had my left knee replaced on June 8th, so it will still be awhile before I can hit the water in my waders. I put this surgery off for years and it finally caught up with me. Like they say "better late than never."

Remember, August 5th starting at 5pm we are going to hold our annual TVFF picnic at the Livermore Rod and Gun Club picnic area adjacent to their club house. Also, remember to sign up on our [web site](#), if you haven't done it already for the picnic, so we can get a good head count for the food and refreshments.

I know some of you have been out there fishing. I had to cancel out on the Yuba river trip because of my knee surgery. I'm looking forward to your latest fishing reports, hopefully in this newsletter. It comes as no surprise that we are in another drought year and water restrictions are now being imposed. As for now Pleasanton hasn't raised their water rates, yet. All of us would be interested on what you have to say about the water flow and water temperature that you are experiencing on your outings. Also, has it had any impact on the insect hatches on the rivers? I suspect this is going to be a down year for some of us. In the meantime, get out there and enjoy some fishing.

Al

2021 TVFF Board of Directors

Officers

President	Albert Mansky
Vice President	Martin Loomis
Secretary	John Price
Treasurer	Chris McCann
Past President	Roger Perry

Directors

Auction	Open Position
Conservation	Gary Prince
Education	Rob Farris
Outings	Martin Plotkin
Fly Tying	Jim Broadbent
Member at Large	Ron Dueltgen
Member at Large	Tom Vargas
Membership	Todd Hyrn
Newsletter	Mark Spruiell
Publicity	Open Position
Raffle	Open Position
Refreshments	Gary Prince
Speakers	Dave Fontaine
Trout in Classroom	Daniel Kitts
Video Library	Steve Johnson
Webmaster	Mark Spruiell

New Member!

TVFF welcomes new member Darian Rauschendorfer to the club.



Glad to have you Darian!

Raffle Information

For the club's next meeting on Thursday, July 1st, winning participants in the raffle will have their choice of the first six items below. Item 7 (the Piscifun rod) will be awarded last. As always you must be present, or in this case still online, to win.

Tickets must be purchased online through the [club store](#) by end of day on Tuesday, June 1st. An email will be sent to you prior to the meeting with your ticket numbers. If you have not received the email by noon on the day of the meeting please contact me, Steve Johnson, at 925-980-5433.


Cost of tickets are:

- \$5.00 - 6 Tickets
- \$20.00 - 25 Tickets


The raffle items are listed below.




MFC Premium Gel Floatant




30 yards Seaguar Nylon Tippet



Fly Fishing Tactics & The Little Red Knot Fishing Knot Book



The Trout Fly Patterns of John Goddard



Tying Dry Flies by Randall Kaufmann



Hat with Hat Hook/Tie Clasp



Piscifun 4 piece, 7 weight, 9 foot, IM7 carbon fiber rod

Coaches Needed!

Your Help is Requested... Coaches Needed for BSA Fly Fishing Merit Badge

The BSA Wentz Scout Reservation received approval to do this year's summer camp and we will be doing our 8th year of teaching the Fly Fishing merit badge.

There will be 7 one-week sessions providing 168 openings for the Boy and Girl scouts to learn about Fly Fishing. We already have 108 scouts who have signed up. We also have 19 volunteers who have signed up for four days to coach the merit badge this summer.



BUT we have several weeks that need additional coaches, specifically weeks 4 (July 12-15) and 5 (July 19-22). Week 4 has one coach and we already have a full week with 24 scouts signed up, and week 5 has two coaches and we have 9 scouts. We also usually pick up several scouts or parents who didn't sign up ahead of time.

Please consider volunteering your time to coach the merit badge one of those weeks. But, if these weeks don't work for you and you are interested in volunteering your time, there are also openings in every week except weeks 1 & 6.

The Scouting organization in conjunction with several health departments has done a great job of putting together a program to minimize the potential for Covid 19 infections. If you would like more details on that I would be happy to answer your questions.

This is a great opportunity for you to share your knowledge of Fly Fishing with our younger generation. AND... Did I mention you have the opportunity to fish their 80 acre lake that is home to many 5+ pound Large Mouth Bass and hasn't been fished in almost 2 years!



This is open to all men and women Fly Fishers who want to volunteer. Through the years we've had coaches from virtually every Fly Fishing Club and organization in the Bay Area and even some from other states. Please consider sharing your knowledge to introduce Fly Fishing to these young people.

There is an article in the last two months of the Barbless Hook with additional information. Please pass this information on to other people or organizations you think might be interested.

If you have any questions or if you would like to sign up to help, please contact me.

Daniel Kitts
dckitts@aol.com
510-816-2846

Outings and Activities

Baja Inshore Fishing – July 17-24

Six days fishing out of panga boats for a variety of saltwater species. Our host, Gary Bulla, operates out of Baja Joes on the beach in Ventana between LaPaz and Cabo on the Sea of Cortes. Home cooked meals, bar and single occupancy cabins, can't ask for more. Fishmeister Martin Plotkin has been going down to fish Mexico for the past 25 years and this location and trip set up has to be the best. All lodging (single occupancy) and locally and home cooked food is provided, as is daily guide services. Contact Martin if you have any questions about this [outing](#).



Annual Membership Picnic – August 5

The club will be holding its annual picnic at the Rod & Gun Club's covered patio. This event is open to all TVFF members, their spouses, significant others, and family members. This is always a terrific time to enjoy the sharing of great food and drinks, and to engage with other members in an informal and fun atmosphere.

As is customary at this annual event, the Club will provide grilled tri-tip, chicken, and drinks, while each member is expected to bring along a side dish or dessert. Please [register](#) by August 1st so that we can get an accurate count for food and drink purchases.

Raffle tickets for the Roberts Lower Sac guided trip will be available for purchase at the picnic, or you can buy them in our [online store](#). If we sell at least 15 tickets, the winner will be drawn during the picnic, but you do not need to be present to win.

Intermediate/Advanced Nymphing Clinic – September 10-12

Jim Roberts will be hosting an intensive [on-the-water clinic](#) for experienced nymphers wishing to sharpen their skills. Expect to catch fish! The clinic will include everything: meals, flies, leaders, lodging and instruction. Attendees will provide their own fishing gear and licenses. See the event for all the details.



Opinion

Jim Broadbent

During the pandemic I have ventured out maybe a half dozen times. It is nice that we can fish all day with our friends and still maintain social distancing. My last trip was at a mystery lake with fellow TVFF, who wants to stay anonymous. This lake is a sleeper and not an excursion, as is San Luis. On a beautiful Tuesday morning, we launched Rob's boat (oops) and were underway at 0-8early. Cruising at 1 knot with the electric motor, I thought he forgot to put gas in the outboard, we had a double hook up in the first seven minutes. After releasing the two feisty 15 inch stripers I realized it was the dreaded omen. Please lord, don't let me catch a

fish right out of the gate. Cove after cove, point after point, drop off after drop off, endless stretches of shore line, hours went by without even a bump. I felt like having a nap. I started hearing elevator music in my head. I have to pee. I jumped up to the bow, went for my zipper and out of the corner of my eye caught a picnicking family of five. Two toe headed boys, a little girl remotely looking like Little Orphan Annie. One of the boys and Anne waved while the mom clasped her hand to her mouth in horror. With a casual nod I was back in my seat, pretty sure I could hold it. Staring at the fish finder Rob said without much enthusiasm “looks like a fish down there”. I believe I squealed like a fifth grade girl.

The point of this story, actually there is no point to the story. What I would like to say is there are several club members that have helped keep us informed and adapted to keep our monthly meetings alive and available to us all. Mark Spruiell our Randolph Hearst, Dave Fontaine our Philo Taylor Farnsworth, Rob Farris our Edward R Murrow, Martin Plotkin our Pickers Brother, and Steve Johnson our carry who takes our money and gives us a ticket.

We appreciate their efforts and I will give each one of them a hearty handshake and a hard slap on the back. Thanks guys.

Member Reports

An Enjoyable and Challenging Time on the Yuba – Rob Farris

We had a full range of events, activities, and experiences going on at the Yuba River over the weekend. River conditions were great with 900cfs (a bit low), gin clear water, hatching Golden Stoneflies, and cloudless skies. And therein was the problem: the fish could see us coming from a long way off, probably before we left Livermore. Those that had their best stealth



game on had the most success it seems. But with 29 members attending over two days it felt more like a club meeting than a remote fishing experience, and it was absolutely great to see so many now getting out on the water. If the social and fishing aspects weren't enough, Mitchie McCammon helped out again with some excellent baking and cupcakes for all during lunch both days in the pavilion.



Saturday June 12th: We were able to get clearance from the UC team to open the property at 7am, and right on schedule in pops Mike Prokosch anxious to get started. And then the deluge, as the parking lot quickly filled (above) with everyone re-introducing themselves after the Covid shutdowns and gearing up for the day. As everyone spread out over the 1.5 miles of river, it became clear that this would be an interesting day with the fish. Finding them was hard, but the fight after hooking up was perhaps even more challenging. The Yuba River fish suffer no pretenders after hooking up and it does take a good deal of accomplishment to get them in the net, as many club members found out. Of course, it wasn't all about the fish as we were also able to watch eagles, ospreys, and a sizable rattlesnake slither right across the walkway at the pavilion absolutely oblivious to us. Just another day in the country...

Sunday June 13th: Sunday dawns, and once again the "dawn patrol" shows up early with Bill Potts not letting any grass grow under his feet; neither with getting there early, or taking the long hike across and up the river to the Eastern boundary. His diligence and effort was rewarded with a couple of fish in the early morning. Congratulations Bill as you also got the \$25 gift certificate for most fish in a single day. What, only two fish wins this? Was this really a fly fishing club on the property? Yep, it turned out to be just as challenging on Sunday as it was on Saturday. The Yuba is tough but can be tamed. However, it takes real work solving the puzzle to do so. And it offers even better rewards from bringing one of these "hot" fish to the net. Easy, nope... but they are there, as Bill Potts demonstrated (nice job Bill!).



The Fishing Report: There were fish caught, and lost, throughout the weekend. They were tough to find, and we had a variety of styles used on the river to go after them with traditional nymfing, euro nymfing, some dry fly (but minimal hatching) and with Bill Potts swinging a soft hackle (successfully, I might add). Even the Golden Stones tried to do their part and were in full bloom partying on the cobbles, which led Roger Perry to tease one to the net with a Golden Stone nymph. Martin Plotkin certainly figured it out nymfing with a Flashback Pheasant Tail, and netted the largest fish for the weekend at 17.5", barely beating out Scott Rosingana's 17.0" later Sunday on a tight line rig with a Caddis nymph. Congratulations Martin for winning the

other \$25 gift certificate from The Fly Shop for the largest fish caught over the weekend. We even had a spring Steelhead chromer hookup with Rob Farris fighting it out with a good sized one Sunday across the river with a Golden Stone nymph, but losing it in the heavy current. (It was reported that Rob was to be seen curled up in the fetal position crying on the shoreline late Sunday afternoon!)



The Women Fly Fishers are Here!!!: It's terrific to see our women fly fishers out on the river and this trip saw four of them joining us with Mitchie McCammon, Lori Day, Betty Blandino, and Darian Rauschendorfer (not pictured; busy fishing with Kyle). It is so good to see our club welcoming more women, as it is the fastest growing segment of our sport right now, and they can add so much to the club.



Novice class on Saturday: We had Betty Blandino, Jim McCabe, and Lori Day join us for a morning of nymphing education and an afternoon of instruction with dry fly techniques on the water. While the class wasn't successful getting a fish on the hook (they weren't alone), hopefully they learned the right techniques with wading safety (in a river with very slick rocks), indicator positioning and use, proper line mending in the conflicting currents, reading the water, proper dry fly presentation, and casting techniques. You are ready to go now, so go find a river and put that learning to good use. We expect to see great fishing reports in the future from you.

The Camping/Bourbon Tasting Party: We had five club members camping close by at Sycamore Ranch over the weekend which resulted in an impromptu bourbon tasting event Saturday evening (imagine that?). Between Rob Farris, Gary Prince, Mitchie McCammon, Martin Plotkin, and Daniel Kitts, the general consensus was any of the sampled bottles would work (duh), and so the next phase moved forward toward the consumption goal. However, with all being mature and responsible adults (???) the ultimate goal was cut short due to the early river start time the next day. A noisy weekend campground for sure, but it was really enjoyable to spend a couple of days outdoors camping with good friends, and good bourbon, to go with the fishing.



All in all, it was a great weekend on a private stretch of the river that might just become an annual event for TVFF. We'll know a lot more about the river next year and look forward to putting more fish in the net, and to having even more club members join us on the water. Thanks to everyone who helped make the event a success this year.

Idaho – Henry Winkler

Editor: Here are some tweets from imaginary club member Henry Winkler, aka The Fonz, from his recent trip to Idaho.

OMG finally



Happiness!!



Thank you river Gods



Education Updates; Learning Tools

Rob Farris

Now that we can get back out on the water, picking right back up where we were with our fly fishing skills can be challenging. To help with that, there are excellent learning tools out there and they are expanding dramatically. These are in-depth and very professional sites that can advance fly fishing learning very quickly, and in focused areas. Need a tune-up on how and when to fish streamers, or how to fish a tayout? These are the places to go for quick access. And they are all available as you need so you can catch them whenever you have a few minutes.

[Orvis “Learn to Fly Fish”](#) offers free weekly tutorials with multiple lessons. These are designed essentially for those new to fly fishing. You will need to sign up and Orvis will send you weekly emails alerting you to the class of the week.

[Orvis Fly Fishing Learning Center](#) (separate from Learn to Fly fish Series) offers instructional videos so you can learn at your own pace. These are more intermediate and advanced lessons including video lessons, fly tying videos, Podcasts, Animated knots, choosing equipment, reading the water, selecting the right fishing style for the water, and casting techniques.

[RIO Fly Lines](#) has great short videos on line selection, leader usage, “how to” videos on fishing lakes and streams, etc.

[MidCurrent](#) is a full website, but also with weekly videos and instructional elements. This comes as a weekly email if you sign up (a good idea in any event) which will send you a wide variety of videos, various specific techniques, and areas to fish by top rated guides. It is fresh content each week according to the season. This (along with TroutBitten, below) is the source of many of the “Tips & Tricks” that I re-post on the TVFF website.

[TroutBitten](#) is perhaps my personal favorite, but be forewarned that it is exceedingly detailed for intermediate to advanced tactics. It primarily specializes in euro nymphing but has many articles outside of that scope that are also useful. The majority of articles are very well written (the website owner is a guide and ex-English major) so you can expect high quality writing and visuals. With over 300 unique articles the website is deep in content that is cross-linked for easy access to other sections. He is just beginning to bring some video work into the site but most of his instruction is written and clearly well done. Click on any of the areas of interest on the “hot map” on the right side and you go into a wide world to explore. Subscribing to the site will also get you an email when every new article is published so you can stay up to date.

Education Links and Classes: We will be putting links to these sites on the TVFF website on the Education page shortly and will continue to vet new worthwhile sites as they become available. Coming later this summer are two excellent guide-instructed classes (Jim Roberts) in basic and more advanced nymphing which are available for registration on the website. If you are interested in additional on-stream instructional clinics, please let me know (via our interest sheets on the Education page) or via email and we’ll see if we can schedule some for this summer and fall.

Seven New Tips

Skip Morris - Midcurrent

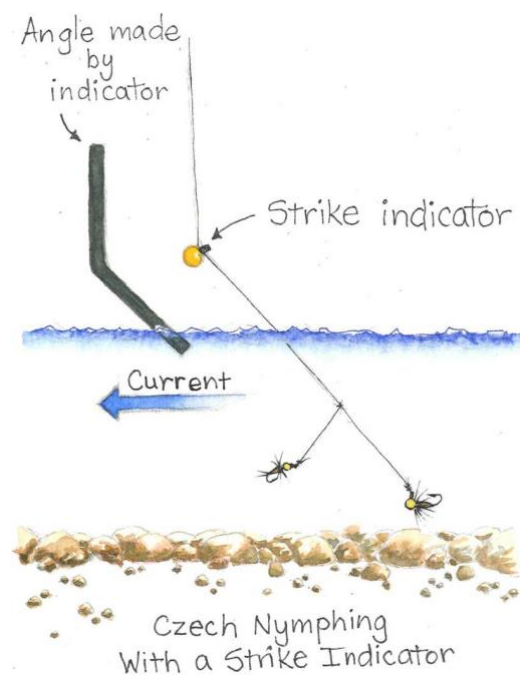
Editor: The author of 365 Fly-Fishing Tips for Trout, Bass, and Panfish has published seven new tips in an article at Midcurrent. I’m summarizing the tips here; see the [full article](#) for all the details.

Tip 366: How to Quick Switch Between Czech and Indicator Nymphing

I switch from Czech nymphing to indicator nymphing and back often during a day’s fishing on a trout stream. But such switching normally requires significant time and fuss to re-rig. Want to avoid nearly all that fuss and lost time?

I have a trick.

If I’m indicator nymphing and want to switch to Czech style, I move the indicator up the leader to about the point I’d normally cut in the sighter. Then I flip the nymphs upstream and lead them down in just the way Czech nymphing requires—and use my indicator as a sighter. If the indicator does anything suspicious, I set. I really like using the indicator this way; its weight puts an angle in the leader, and I find it easy to read any changes in that angle. (Though that weight also



restricts me to close-in Czech nymphing. But so what? Fishing a nymph close in is probably the most effective way to fish a nymph in a stream.)

When I want to go back to standard indicator fishing, I just reposition the indicator on the leader.

Tip 367: See Branch or Log Trouble on Your Stream? Look Again

Trout especially, but sometimes smallmouth bass, will hold under or just down-current from tree branches, fallen trees, from whatever extends out over a stream. These fishes are wise to do so—a log or a leafy branch obscures them from the eyes of hungry overhead predators, offers physical protection too. But how do you get a fly under there?



Frankly, no matter how steadily and appealingly a fine trout is rising back under a low branch, drifting a fly to him can be impossible—leaves and twigs and such may be touching water all around the fish, so that a floating fly drifted down in there will catch on something every time. Something, that is, other than the trout.

So you abandon this riser and head on upstream, looking for another. Just like everyone else who's come to this spot. The trout continues rising in peace. But... wait.

I'm sure I've made the following mistake many times: I saw the outstretched log or branches, but didn't look closely at the top of the water.

Some years ago, I wised up. Here's what I figured out: when I see a branch or log low over what looks like real fishy water, I need to take a long second look. What I see in that second look, sometimes, is water free of anything quite reaching it.

Tip 368: There Are Advantages to Sticking With Reels of One Size and Model

When a fly fisher's eyes brighten at seeing rows of elegant, gleaming fly reels inside a fly shop's glass display case, it's natural for him or her to want the whole collection—but how many fly fishers can afford to clean out a shop's reel inventory? Few. So instead, our fly fisher will typically look at lots of reels, buy one finally, and then after a year (or two or three...), look at more reels and buy another of some other make and model. Maybe after a while buy yet another reel of



yet another design. This approach eventually results in our fly fisher owning a few different reels from different manufacturers: no duplicates.

But duplicate reels are good.

Once you've chosen a line weight, do some research, shop around, collect up advice, and then commit to a specific model and brand of reel suited to your chosen line weight—and buy exactly that model and size when you buy your next reel, or even your next two or three reels, for that line weight.

Tip 369: Here's How to Cope with the Committee

I spoke in the Deep South a few years ago and a well-spoken woman asked me how to catch smallmouth that have grouped to stare rudely up at her. She called such bass the Committee. A laugh jumped out of me when I heard her say it—that's a great term for such fish behavior. But I knew just what she was talking about.

My first advice to her: Don't get seen. Stay low, back from the water if necessary, present your fly upstream—simply put: in general, use stealth.

My second bit of advice: Slip a streamer up to them from behind. Gawking smallmouths will often come pretty close in. Close enough in that you can flip a weighted streamer out just past them and swim it back at about their depth while holding all your alarming fly line up off the water.

My third and last advice: Try a crayfish fly. Smallies are truly crayfish addicts. Drop a small weighted one near enough the fish to be seen by their sharp eyes but not so close you frighten them off. Then creep the fly across the stream bed less than an inch at a time between pauses.

Tip 370: Cutts are Nuts

The first fish I caught on a fly, way back around age 12 or 13, was a cutthroat trout, specifically, what is known as a coastal cutthroat. That was decades ago. Since then I've caught all kinds of cutts—Lahontans, westslopes, Yellowstones, others—and they've all acted insane at times. I've seen a Montana river full of cutts unwilling to touch any fly, despite me and Carol and two local fly-fishing guides on their day off trying fly patterns of all sorts and sizes and every trick we could muster. I've seen cutts in British Columbia turn down a variety of appropriate, convincing, well-fished imitative flies yet come one after another to big, absurd attractor patterns.



What I've seen most consistently with cutthroats though—especially with the variety I find the most illogical of them all: the westslope cutthroat—is a disdain for artificial nymphs. How many times have I drifted a proven-deadly nymph up to a westslope's nose only to see that nose swing off to let the nymph pass? Many.

Here's what to do the next time you're fishing nymphs in a cutthroat stream and getting no takers: switch to a dry fly, and fish it dead drift. If that fails, go to a bigger dry fly. Then to a crazy one (that is, to an attractor). And if that fails too, then try twitching whatever dries you put out there with the cutts. Odds are good that if they won't get near a nymph, they'll move to some dry fly or another presented one way or another.

Tip 371: Pick a State, Any State

Have you purchased an out-of-state fishing license lately? If not, and you're about to, then brace yourself. These days, the fish-and-game departments of the states I most often fish offer interesting options, options that dictate my fishing-destination choices. And perhaps they should at least influence yours.

What states do I fish most often? I live in Washington State so of course I fish here all the time. Some years I do fish farther off east and south: Tennessee, Maryland, Arizona, Michigan, etc., etc. But when I'm not fishing my home state, I'm usually fishing Oregon, Montana, Idaho, or British Columbia, just one per year.

I pick one among them each year because it saves me and Carol a significant chunk of money (and because saving money is a survival requirement if you make the modest-at-best income of a fly-fishing writer and speaker). It's all about those fish-and-game options I mentioned, the ones I find so... interesting (actually, "disturbing" or "annoying" is a better adjective): as a nonresident I can pay a lot to fish another state or province for one week, but to fish there for an entire year costs me only a tad more.

Tip 372: Newbies Need Action (and Comfort)

I had a friend who was a skilled and knowledgeable but unwise fly fisher and who knew a guy who wanted to try fly fishing. My friend explained the fishing process to the guy, took him out on a lawn and taught him to cast, loaned him all the required tackle, and then took him winter largemouth bass fishing on a breezy day.

Later my friend said to me of his student, "I thought he was interested, but he doesn't want to go out even one more time."

Let's take stock. Out in a boat on a chilly, dark winter day, especially with any wind at all, is at best uncomfortable, at worst true misery. My friend's and the guy's day was windy, and though it was not quite cold enough to turn the rain to snow, there was cold rain. Largemouths up here in the North are sullen and hard to catch when the water isn't at least warmish—and lakes here are nowhere close to warm in winter. So my friend's guy was shivering, wet, unhappy (well, duh—who's happy when they're wet and shivering?), and never got a tug on his line.

See? I told you my friend was unwise.

Here's how to wisely introduce someone to our sport.

Take them somewhere they're bound to get action.

U.S. Women's Fly Fishing Team

The United States Women's Fly Fishing Team (USWFFT) has announced the initial six members of the National Team from which a World Team will be selected to represent the United States in the first ever World Ladies Fly Fishing Championship, scheduled for July 2022.

Women's Fly Fishing is now sanctioned by the Confederation Internationale de Peche Sportive (CIPS), the world regulating body for competitive fishing in all disciplines, which represents approximately 50 million competitive anglers from 78 different countries worldwide.

The international fly fishing federation of CIPS, the Fédération Internationale de Peche Sportive Mouche (FIPS-Mouche), has been organizing annual world championships since 1981 for adults and since 1998 for youths. Next year's competition will be the first year the organization will be holding a World Ladies Fly Fishing Championship.

The current members of the National Team of the USWFFT are Ashley Wilmont of State College, Pennsylvania; Carolyn Emery of Ball Ground, Georgia; Lesley Smith of San Diego, California; Lindsay Szofran of Red Lodge, Montana; Tess Weigand of Coburn, Pennsylvania; and Team Captain Madoka Myers of Boulder, Colorado.

"I'm very excited about the opportunity to serve as the first captain of the USWFFT and to represent women anglers in the U.S.," said National Team Captain Madoka Myers, who has been fly fishing competitively since 2013. "My biggest goals are to help develop the team, bring awareness to river conservation issues, and work toward the enlistment of the talent of all," she added.

Originally, FIPS-Mouche had scheduled the first World Ladies Fly Fishing Championship to coincide with the 26th annual European Fly Fishing Championship in July 2021 in Koppang, Norway. FIPS-Mouche cancelled all 2021 competitions due to the COVID-19 pandemic, and the organization is currently determining the dates and location for the July 2022 competition.

Items for Sale

If you need contact information for a member, use the club's online [roster](#).

Norvise Fly Tying Vise – \$180

Norvise, Bobbin with five spools and winder, bobbin hanger, mounting board and tool caddie. Comes with a 24hr limited warranty.

Jim Broadbent (I will be at BSA camp June 26 thru July 6)

Rods & Reel

Full Moon Outfitters euro rod w/tube 11ft 3wt. \$80. Great beginner euro rod. Only used a few times.





White River Hobbs Creek 9ft 5wt. Great cheap back up rod. \$20



Wet fly 3/4 reel with Dacron backing \$30



\$100 if someone wants to buy it all. Pick up in Livermore or Pleasanton.

James Kirchner

